

**United Way Suncoast** has served our community for over 100 years, working tirelessly to eliminate the constraints that prevent families from thriving. We elevate early learning, energize middle school and high school students and empower families and community members through financial stability. Please review these examples of the impact made across our five-county footprint during Fiscal Year 2024.

## FY24 END OF YEAR IMPACT DATA

### EARLY LEARNING COMMUNITY CONDITION

**36%** In UWS schools of focus, on average, 36% of students are reading on or above grade level.

**54%** Within our Suncoast region only 54% of children are “Ready for Kindergarten” according to the Star Early Literacy Assessment.

### EARLY LEARNING INVESTMENT DATA

**\$1.8M**  
This year, we invested \$1,800,831.86 into improving kindergarten readiness, increasing grade level reading, and removing barriers to education.

**36**  
This fiscal year, we had 36 strategic community partners focused on Early Learning, in earned income and child tax credits.

### EARLY LEARNING OUTCOME DATA

**2,725**  
students received additional support for asthma, dental, vision, and hearing loss issues.

**3,801**  
The number of children achieving goals achieved communication, vocabulary, and early literacy skills in preparation for kindergarten readiness.

### YOUTH SUCCESS COMMUNITY CONDITION

**21** Full-time workers with a high school degree earned approximately 21% more than their counterparts without a high school degree.

**86%** Although the average graduation rate in Hillsborough and Pinellas counties sits at 86% for each, low income students graduate at lower rates than their peers at 80%.

### YOUTH SUCCESS INVESTMENT DATA

**\$935K** into Youth Success Programs

**22** \$935,000 into 22 Youth Success programs

### YOUTH SUCCESS OUTCOME DATA

**426**  
Within this year our partners helped over 400 youth gain work experience via jobs or internships.

**8K**  
Our partners helped over 8,000 youth gain essential skills related to career readiness and trajectory.

### FINANCIAL STABILITY COMMUNITY CONDITION

**45%** of families in the Suncoast region are ALICE.

### FINANCIAL STABILITY INVESTMENT DATA

**\$4.3M**  
have been distributed to our partner agencies within the last two years of our multi-year investment.

**35**  
programs invested within our counties working toward Financial Stability Goals.

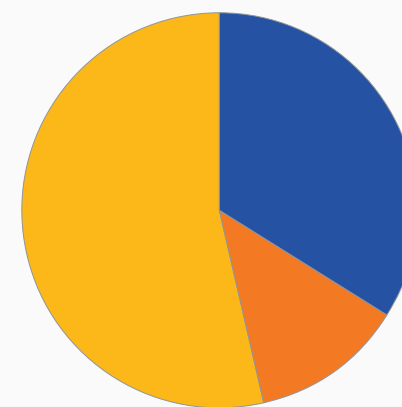
### FINANCIAL STABILITY OUTCOME DATA

**1.5K**  
Our partnership ensured that over 1,500 were residents were able to get and retain a job for over 12 months. A 56% increase from the year prior.

**1K**  
residents secured certificates or higher education degrees.

### INVESTMENT PERCENTAGE OF PROGRAMS

- Early Learning: **53.4%**
- Financial Stability: **34.1%**
- Youth Success: **12.5%**



# United Way Suncoast Report to the Community July 1, 2023 - June 30, 2024

Serving DeSoto, Hillsborough, Manatee, Pinellas and Sarasota counties



# UNITED WAY SUNCOAST REPORT TO THE COMMUNITY: JUNE 30, 2024

United Way adheres to best practices in non-profit policies and procedures, applying consistent, effective, internal controls and strong corporate governance to ensure accountability and transparency.

## STATEMENT OF FINANCIAL POSITION

### Assets

Cash & Cash Equivalents	\$1,548,852
Pledges Receivable, Net of Allowance for Uncollectible Pledges	3,333,273
Accrued Bequests & Trusts	79,890
Other Receivables	1,528,720
Investments	42,383,973
Property & Equipment, Net	2,372,551
Operating lease right-of-use-assets, net	995,548
Prepaid Expenses and Other Assets	520,442
<b>TOTAL ASSETS</b>	<b>\$52,763,248</b>

### Liabilities & Net Assets

Allocations & Designations Payable	\$7,456,906
Other Liabilities	1,107,314
Annuities Payable	134,556
Obligations under Remainder Trust Agreement	4,265
Finance Lease Liabilities	62,741
Operating Lease Liabilities	1,809,674
<b>Total Liabilities</b>	<b>\$10,575,456</b>

Without Donor Restrictions	32,526,208
With Donor Restrictions	9,733,515
<b>Total Net Assets</b>	<b>\$42,259,723</b>

**TOTAL LIABILITIES & NET ASSETS** **\$52,835,179**

## STATEMENT OF ACTIVITIES

### Public Support and Revenue

Gross Campaign Results	\$12,462,514
Donor Designations	(1,566,965)
Provision for Uncollectibles	(758,534)
<b>Net Annual Campaign</b>	<b>10,137,015</b>

Disaster Response	0
Bequests & Trusts	381,642
Grants & Program Revenues	1,551,531
Service Fee Income	138,370
Investment Return	4,220,163
Other Income	215,234
<b>Total Public Support and Revenue</b>	<b>16,643,995</b>

### Expenses

Gross Funds Awarded/Distributed	11,620,525
Less Donor Designations	(1,566,965)
Net Grants to Agencies	10,053,560
Other Program Costs	5,306,717
<b>Total Program Services</b>	<b>15,360,277</b>

Resource Development	2,404,669
Organizational Administration	2,325,953
<b>Total Support Services</b>	<b>4,730,622</b>

**Total Expenses** **20,090,899**

Other Nonoperating Revenue & Expenses	3,874
---------------------------------------	-------

**Increase in Net Assets** **(3,443,070)**

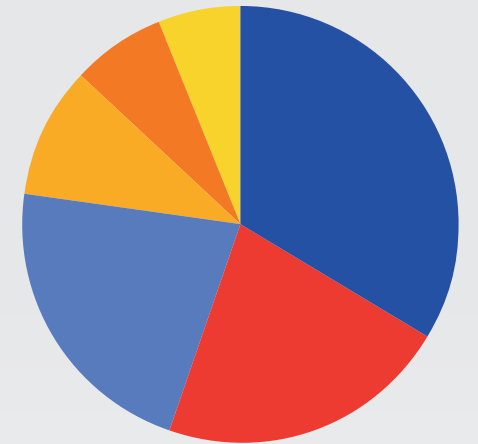
Net Assets at the Beginning of the Year	45,702,793
Net Assets at the End of the Year	42,259,723



At United Way Suncoast, we never stop advocating for our community. Through our partnerships and expertise, we provide opportunities and create bold solutions to our biggest challenges. We create space for families to grow without limitations, elevating communities by building a future with equity for all. **UNITED WE RISE. UNITED WE WIN.**

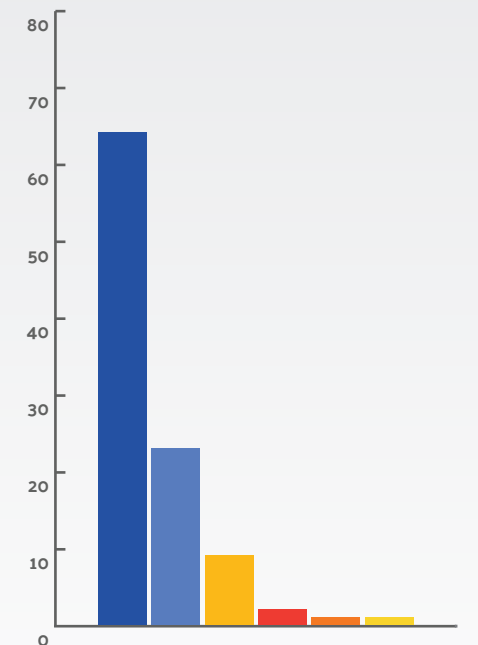
### FISCAL YEAR 2024 Expenses

- Education: 34%
- Financial Stability: 22%
- Fundraising and Administration: 22%
- Other Program Services: 10%
- Designations Disbursed to Agencies: 7%
- Place-based Initiatives: 6%



### FISCAL YEAR 2023 Revenue Sources

- Annual Campaign (incl. designations): 64%
- Investment Returns: 23%
- Grants and Program Revenues: 9%
- Bequests and Trusts: 2%
- Processing Fee: 2%
- Other Revenue: 1%



Source: United Way Suncoast June 30, 2024 audited financial statements